


WHO DID WE SEE?



277 Number of persons served in 2023*

11 Under 18 years of age

266 Over 18 years of age

WHY DID THEY SEE US?



TBIs were most often due to **car accidents** and **falls**

Average hours of rehabilitation input is individualised to meet the needs of the individuals. The average is aimed at 3 hours a day. This is made of direct allied health and Nursing rehabilitation contacts and the rehabilitation directed activities (self-directed and support staff assisted)

WHAT WERE THE OUTCOMES?




96% of clients and **95%** of Family-whānau "Satisfied" or "Very Satisfied"

On occasion there is a need for further investigation that can only be done within a hospital environment. Last year there were 42 people requiring hospital level reviews with a total of 58 returns being required.

UNDER-18 CLIENTS

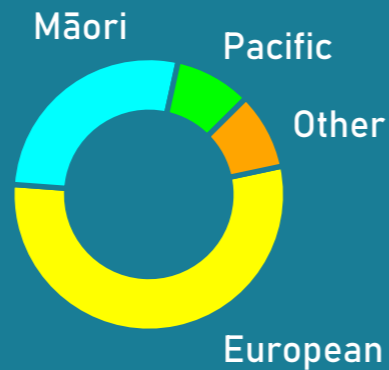
GENDER



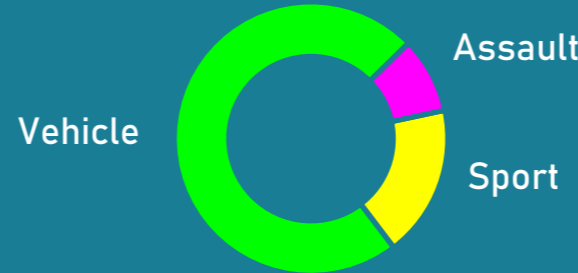
AGE

Average **16.2**
Range: 15-17

ETHNICITY



91% of under-18 clients had a traumatic brain injury




100% Discharged home

23 Median number of days a client stayed

OVER-18 CLIENTS

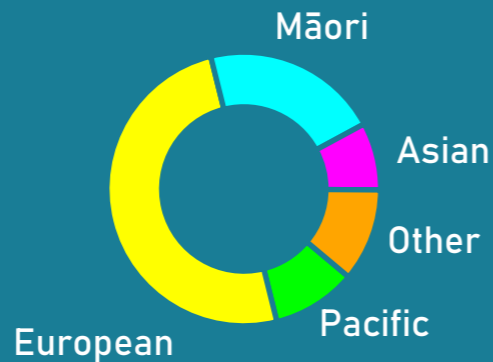
GENDER



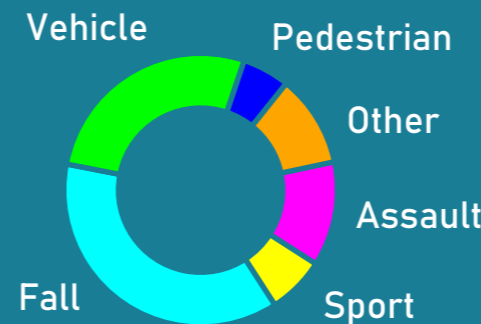
AGE

Average **51**
Range: 18-88

ETHNICITY



93% of 18+ clients had a traumatic brain injury



7% of 18+ clients had a stroke or non-traumatic brain injury

81% Discharged home


38 Median number of days a client stayed

77% Discharged home

31 Median number of days a client stayed

*Number of clients served and demographics do not include those that were admitted under an Emerging Consciousness contract

WHO DID WE SEE?



191 Number of persons served in 2023*

9 Under 18 years of age

182 Over 18 years of age

WHY DID THEY SEE US?



TBIs were most often due to **car accidents** and **falls**

Average hours of rehabilitation input is individualised to meet the needs of the individuals. The average is aimed at 3 hours a day. This is made of direct allied health and Nursing rehabilitation contacts and the rehabilitation directed activities (self-directed and support staff assisted)

WHAT WERE THE OUTCOMES?




92% of clients and **92%** of Family-whānau "Satisfied" or "Very Satisfied"

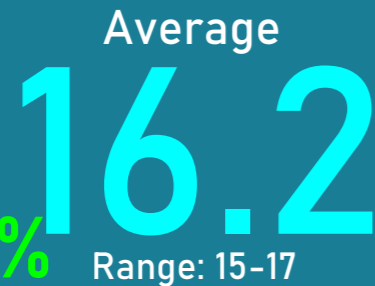
On occasion there is a need for further investigation that can only be done within a hospital environment. Last year there were 28 people requiring hospital level reviews with a total of 38 returns being required.

UNDER-18 CLIENTS

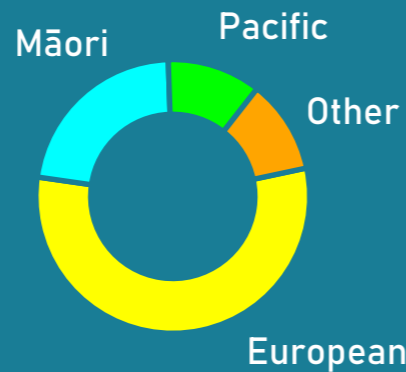
GENDER



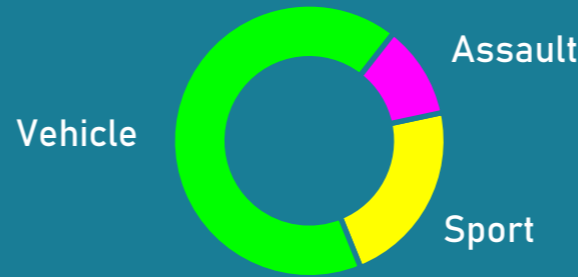
AGE



ETHNICITY



89% of under-18 clients had a traumatic brain injury




100% Discharged home

27 Median number of days a client stayed

OVER-18 CLIENTS

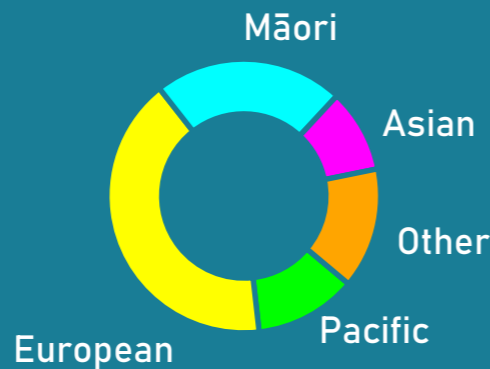
GENDER



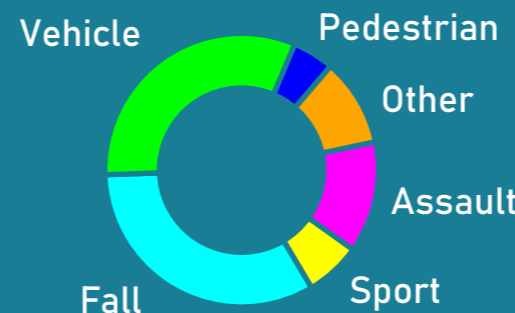
AGE



ETHNICITY



95% of 18+ clients had a traumatic brain injury



5% of 18+ clients had a stroke or non-traumatic brain injury

TRAUMATIC BRAIN INJURY CLIENTS

84% Discharged home

38 Median number of days a client stayed


STROKE & NON-TRAUMATIC BRAIN INJURY CLIENTS

89% Discharged home

31 Median number of days a client stayed

*Number of clients served and demographics do not include those that were admitted under an Emerging Consciousness contract

WHO DID WE SEE?



86 Number of persons served in 2023*

2 Under 18 years of age

84 Over 18 years of age

WHY DID THEY SEE US?



TBIs were most often due to **car accidents** and **falls**

Average hours of rehabilitation input is individualised to meet the needs of the individuals. The average is aimed at 3 hours a day. This is made of direct allied health and Nursing rehabilitation contacts and the rehabilitation directed activities (self-directed and support staff assisted)

WHAT WERE THE OUTCOMES?




100% of clients and **100%** of Family-whānau “Satisfied” or “Very Satisfied”

On occasion there is a need for further investigation that can only be done within a hospital environment. Last year there were 14 people requiring hospital level reviews with a total of 20 returns being required.

UNDER-18 CLIENTS


GENDER



AGE

Average **16**
Range: 15-17

ETHNICITY



100% of under-18 clients had a traumatic brain injury

Vehicle




100% Discharged home

16

Median number of days a client stayed

OVER-18 CLIENTS

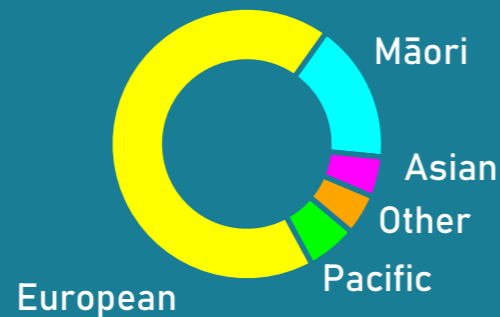
GENDER



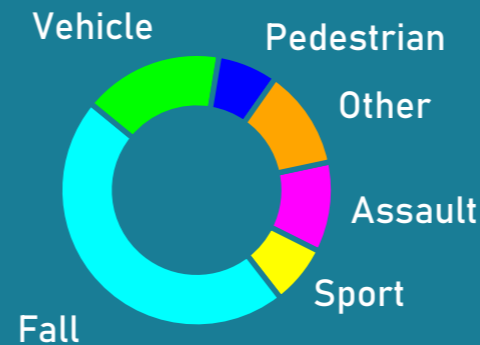
AGE

Average **55**
Range: 18-85

ETHNICITY



87% of 18+ clients had a traumatic brain injury



13% of 18+ clients had a stroke or non-traumatic brain injury

TRAUMATIC BRAIN INJURY CLIENTS

75% Discharged home

42

Median number of days a client stayed

STROKE & NON-TRAUMATIC BRAIN INJURY CLIENTS

63% Discharged home

29

Median number of days a client stayed

*Number of clients served and demographics do not include those that were admitted under an Emerging Consciousness contract