


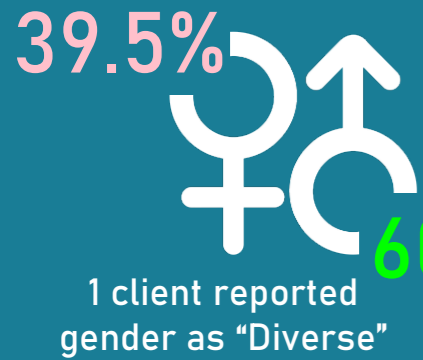
### WHO DID WE SEE?



# 712

Total number of programmes undertaken by Under 18 year olds

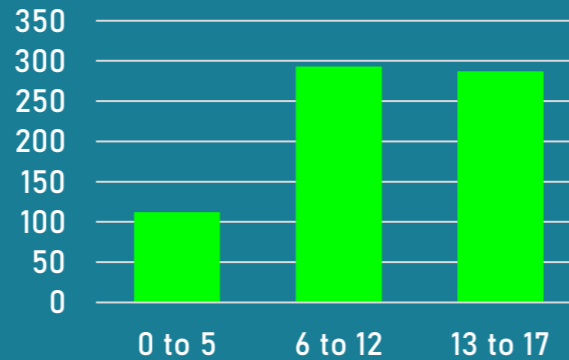
#### GENDER



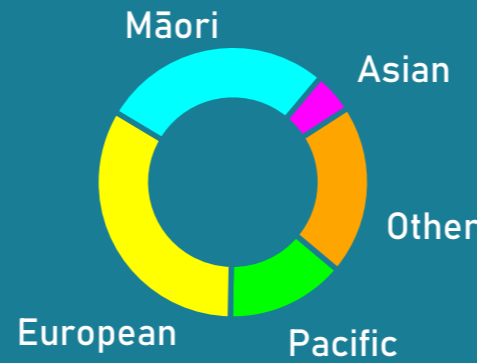
#### AGE



#### AGE DISTRIBUTION



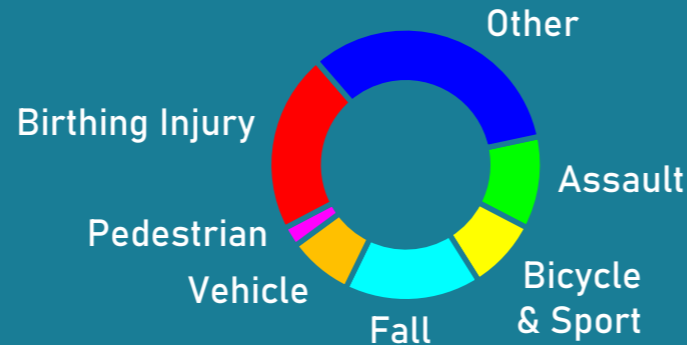
#### ETHNICITY



### WHY DID THEY SEE US?



#### Mechanism of Injury




### WHAT WERE THE OUTCOMES?



### UNDER-18 CLIENTS

PROGRAMME TYPE	NUMBER COMPLETED	% OF GOALS ACHIEVED
Assessments	287	N/A
Concussion services	207	83%
Psychological services	21	92%
Community Rehabilitation (TI services)	154	91%
Vocational Rehabilitation	12	100%
Other	31	87%

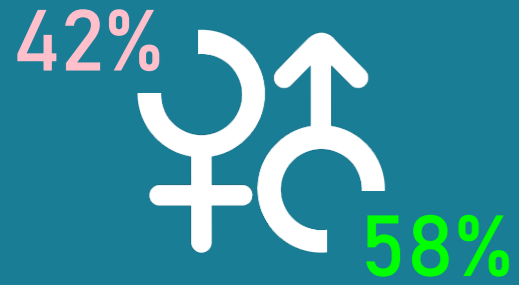
### WHO DID WE SEE?



# 119

Total number of programmes undertaken by Under 18 year olds

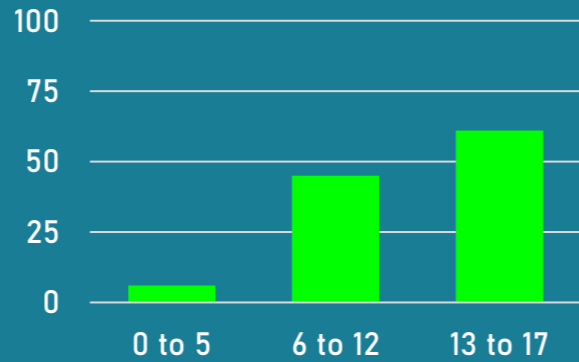
#### GENDER



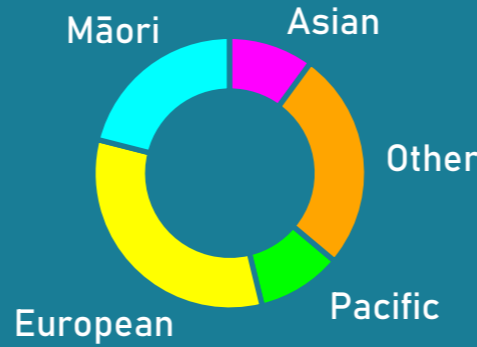
#### AGE



#### AGE DISTRIBUTION



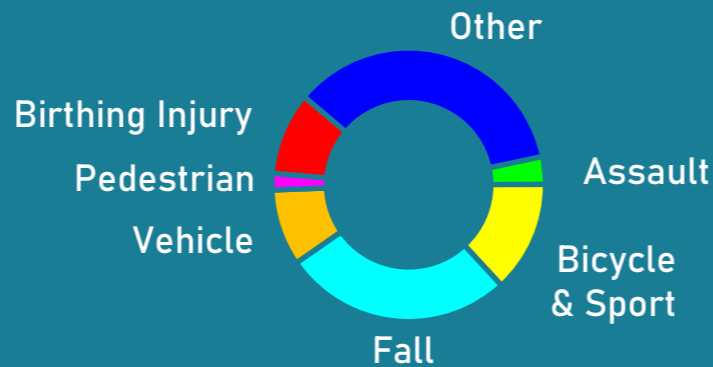
#### ETHNICITY



### WHY DID THEY SEE US?



#### Mechanism of Injury



### WHAT WERE THE OUTCOMES?




“Satisfied” or “Very Satisfied”

### UNDER-18 CLIENTS

PROGRAMME TYPE	NUMBER COMPLETED	% OF GOALS ACHIEVED
Assessments	1	N/A
Concussion services	79	80%
Psychological services	11	74%
Community Rehabilitation (TI services)	11	82%
Vocational Rehabilitation	12	100%
Other	5	80%

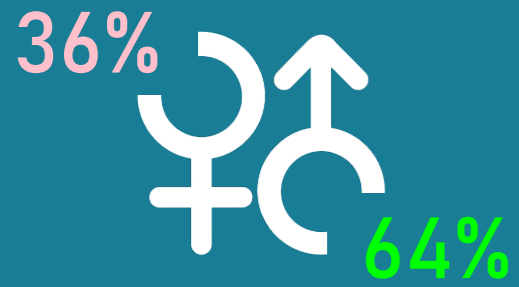
### WHO DID WE SEE?



# 449

Total number of programmes undertaken by Under 18 year olds

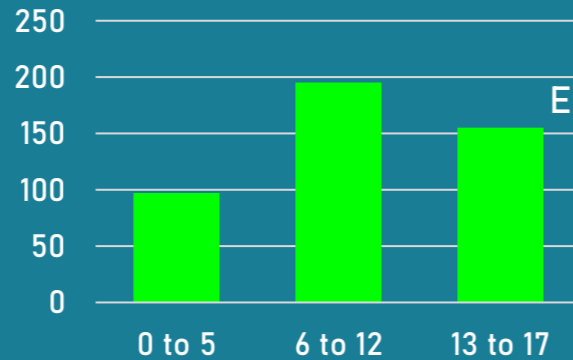
#### GENDER



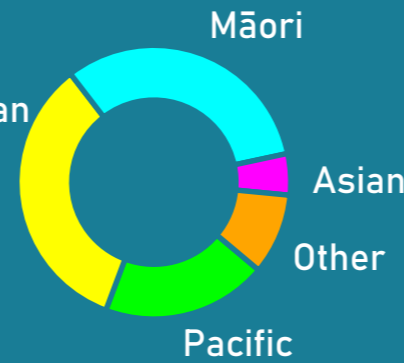
#### AGE



#### AGE DISTRIBUTION



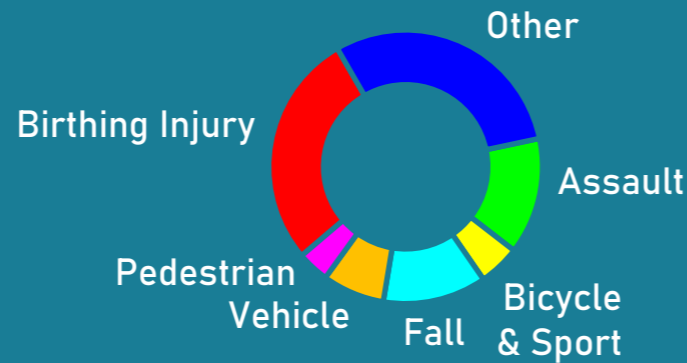
#### ETHNICITY



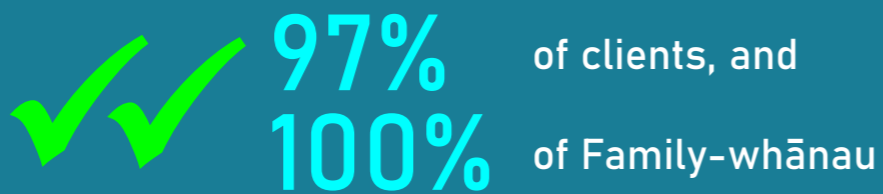
### WHY DID THEY SEE US?



#### Mechanism of Injury



### WHAT WERE THE OUTCOMES?




“Satisfied” or “Very Satisfied”

### UNDER-18 CLIENTS

PROGRAMME TYPE	NUMBER COMPLETED	% OF GOALS ACHIEVED
Assessments	277	N/A
Concussion services	47	87%
Psychological services	N/A	N/A
Community Rehabilitation (TI services)	106	96%
Vocational Rehabilitation	N/A	N/A
Other	19	85%

### WHO DID WE SEE?

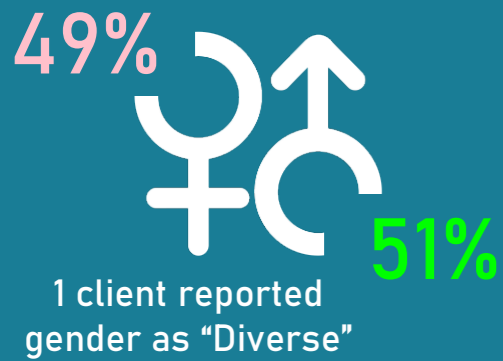


# 144

Total number of programmes undertaken by Under 18 year olds

### UNDER-18 CLIENTS

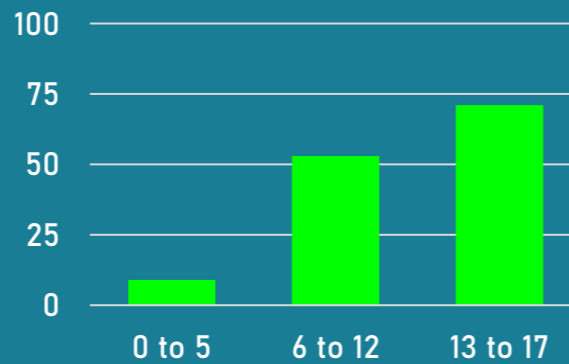
#### GENDER



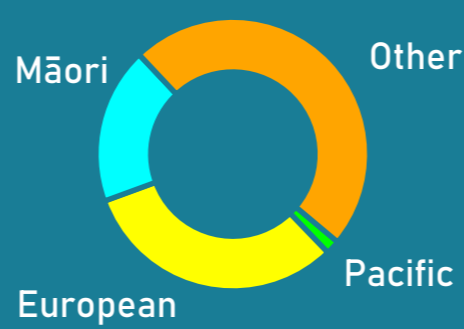
#### AGE



#### AGE DISTRIBUTION



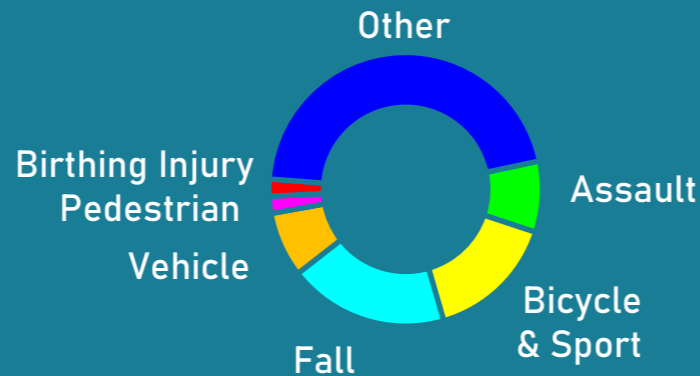
#### ETHNICITY



### WHY DID THEY SEE US?



#### Mechanism of Injury



PROGRAMME TYPE	NUMBER COMPLETED	% OF GOALS ACHIEVED
Assessments	9	N/A
Concussion services	81	83%
Psychological services	10	90%
Community Rehabilitation (TI services)	26	83%
Vocational Rehabilitation	N/A	N/A
Other	18	95%