

WHO DID WE SEE?



71 Number of persons served in 2022*

3 Under 18 years of age

68 Over 18 years of age

WHY DID THEY SEE US?



TBIs were most often due to **car accidents & falls**

Average hours of rehabilitation input is individualised to meet the needs of the individuals. The average is aimed at 3 hours a day. This is made of direct allied health and Nursing rehabilitation contacts and the rehabilitation directed activities (self-directed and support staff assisted)

WHAT WERE THE OUTCOMES?




90% of clients and **78%** of Family-whānau “Satisfied” or “Very Satisfied”

On occasion there is a need for further investigation that can only be done within a hospital environment. Last year there were 29 people requiring hospital level reviews with a total of 41 returns being required.

UNDER-18 CLIENTS

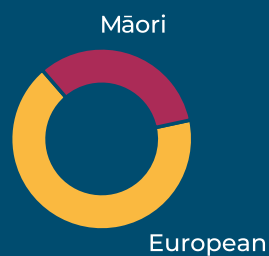
GENDER



AGE

Average **16.3**
Range: 16-17

ETHNICITY



100% of under-18 clients had a traumatic brain injury




100% Discharged home



12 Median number of days a client stayed

OVER-18 CLIENTS

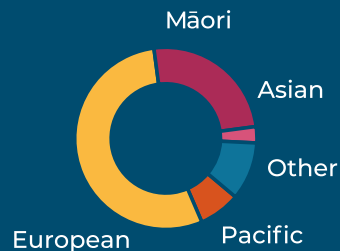
GENDER



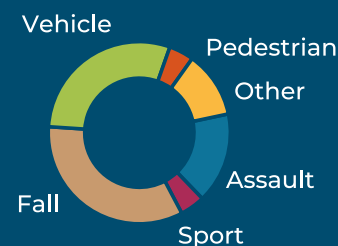
AGE

Average **51**
Range: 18-91

ETHNICITY



90% of 18+ clients had a traumatic brain injury



100% Discharged home



44 Median number of days a client stayed

STROKE & NON-TRAUMATIC BRAIN INJURY CLIENTS



72% Discharged home



42 Median number of days a client stayed

10% of 18+ clients had a stroke or non-traumatic brain injury

*Number of clients served and demographics do not include those that were admitted under an Emerging Consciousness contract