

WHO DID WE SEE?



248 Number of persons served in 2022*

6 Under 18 years of age

242 Over 18 years of age

WHY DID THEY SEE US?



Average hours of rehabilitation input is individualised to meet the needs of the individuals. The average is aimed at 3 hours a day. This is made of direct allied health and Nursing rehabilitation contacts and the rehabilitation directed activities (self-directed and support staff assisted)

TBIs were most often due to **car accidents & falls**

WHAT WERE THE OUTCOMES?




90% of clients and **78%** of Family-whānau

“Satisfied” or “Very Satisfied”

On occasion there is a need for further investigation that can only be done within a hospital environment. Last year there were 29 people requiring hospital level reviews with a total of 41 returns being required.

UNDER-18 CLIENTS

GENDER



AGE

Average

16.7

Range: 16-17

ETHNICITY

Māori



European

100% of under-18 clients had a traumatic brain injury

Vehicle



Assault

Pedestrian




100% Discharged home



23 Median number of days a client stayed

OVER-18 CLIENTS

GENDER



1 client reported gender as “Diverse”

AGE

Average

49

Range: 18-93

ETHNICITY

Māori



Asian

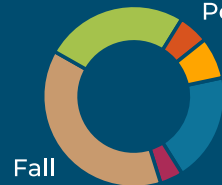
Other

Pacific

European

93% of 18+ clients had a traumatic brain injury

Vehicle



Pedestrian

Other

Assault

Fall

Sport

7% of 18+ clients had a stroke or non-traumatic brain injury



87% Discharged home



27 Median number of days a client stayed

STROKE & NON-TRAUMATIC BRAIN INJURY CLIENTS



78% Discharged home



49 Median number of days a client stayed

*Number of clients served and demographics do not include those that were admitted under an Emerging Consciousness contract