

2016 Scorecard

Our scorecards give information about our client groups and their rehabilitation outcomes.



Inpatient Rehabilitation in Auckland



Number of persons served in 2016:

195

“Overall, how satisfied were you with the service we provided?”

94.4% of clients, and **97.6%** of family-whānau...

8.7% were under 18

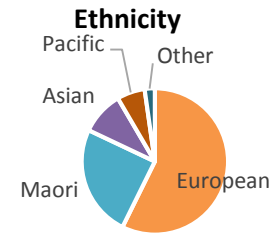
91.3% were age 18 or older

...answered **Satisfied or Very Satisfied.**

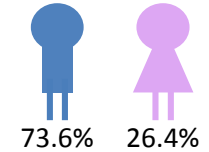
Over-18 clients

Age

Average: 48.2 years
(Range: 18-84)



Gender

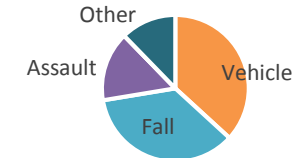


91.6% of 18+ clients had a traumatic brain injury (TBI).

This group of clients stayed for an average of 46.3 days (range: 1-266 days).

TBIs were most often due to car accidents and falls.

Functionally, clients improved by 36.5 FIM points: from moderate disability at admission to mild disability at discharge.



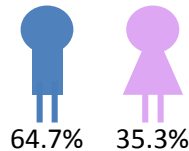
90.8% of clients were discharged to home.

Under-18 clients

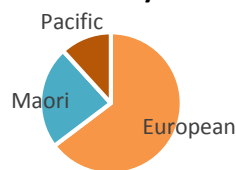
Age

Average: 16.1 years
(Range: 15-17)

Gender



Ethnicity

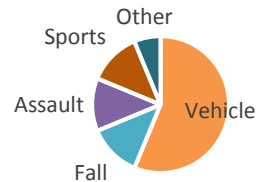


94.1% of under-18 clients had a traumatic brain injury. Additionally, one under-18 client had a stroke.

Under-18 clients stayed for an average of 25.1 days (range: 2-162 days).

TBIs were most often due to car accidents.

Functionally, clients improved by 25.9 FIM points, from moderate disability at admission to mild disability at discharge.



94.1% of clients were discharged to home.

8.4% of 18+ clients had a stroke or non-traumatic brain injury.

This group of clients stayed for an average of 95.0 days (range: 8-189 days).

Functionally, clients improved by 19.6 FIM points. On average, clients had moderate disability.

66.6% of clients were discharged to home.

