

# 2015 Scorecard

Our scorecards give information about our client groups and their rehabilitation outcomes.

## Long-Term Residential Rehabilitation in Auckland



### Number of clients:

- In 2015, we served 43 clients.
- 9 clients exited our service during 2015.
- 33 clients continued their rehab with us.

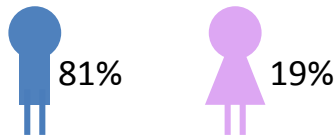
### Diagnoses:

Diagnoses:	% of clients
Traumatic brain injury	72%
Non-traumatic brain injury (stroke, lack of oxygen, or illness)	28%

### Length of stay:

- 50<sup>th</sup> percentile: 3.0 years.
- Average: 6.1 years.
- Range: a few weeks to more than 19 years.

### Genders:

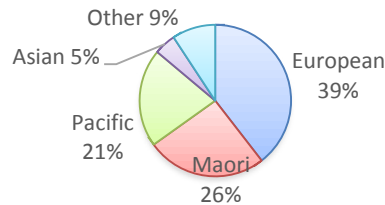


The general goals of long-term residential rehabilitation are to:

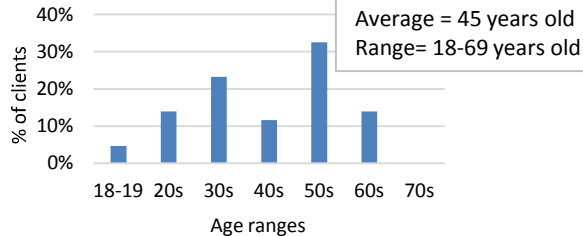
- **Maintain function**
- **Encourage participation**
- **Support health and well-being**
- **Enhance quality of life**

Some clients have rehabilitation that is aimed at achieving greater levels of independence, while some clients have higher needs and have a home for life at ABI Rehabilitation. Therefore, different assessments are completed with the different client groups. Here are some of our results.

### Ethnicities:



### Ages:



	Function	Participation	Health & well-being	Quality of life	Satisfaction
Test	Functional Independence Measure (FIM)	Mayo-Portland Participation Index (M2PI) *scores reversed	Wessex Head Injury Matrix (WHIM)	Quality of Life after Brain Injury (QOLIBRI)	Surveys: Overall satisfaction with the service
2015 scores	<b>62</b> out of 126 Range = 18 – 121 38 clients assessed	<b>44</b> out of 100 Range = 22 - 100 39 clients assessed	<b>45</b> out of 62 Range = 26 – 62 13 clients assessed	<b>65</b> out of 100 Range = 26 – 100 21 clients assessed	<b>100%</b> of clients Satisfied+ V. Satisfied 7 clients responded